

Stark County's Influenza Weekly Report

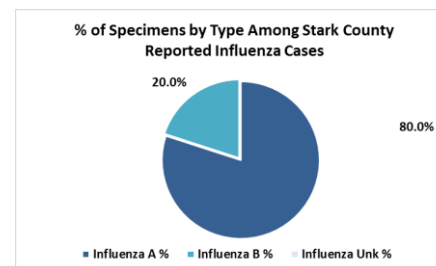
Week 49 (12/2/18-12/8/18)



Public Health
Prevent. Promote. Protect.

During Week 49:

- During week 49 Stark County had 1 influenza-associated hospitalization.
- Nationally, 1 influenza-associated pediatric death was reported this week.
- During week 49, 196 influenza A specimens were collected nationally from public health laboratories, 148 subtyped as the 2009 H1N1 virus, 35 subtyped as the H3 virus, and the remainder not subtyped.



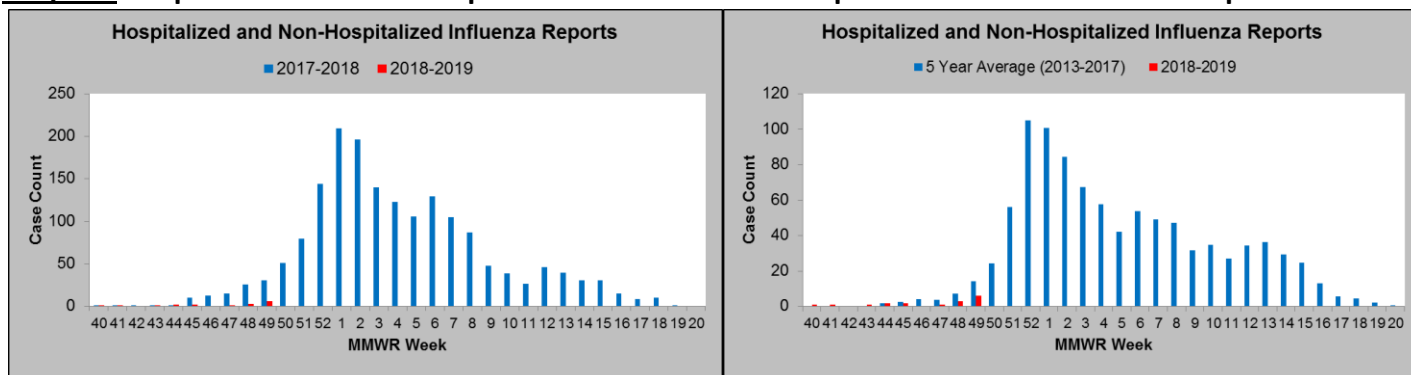
So Far this Season:

- There have been 5 influenza-associated hospitalizations so far this season in Stark County
- A national cumulative rate of 1.9 influenza-associated hospitalizations per 100,000 was reported through Week 49.
- Through Week 49, 1,424 specimens were collected nationally from public health laboratories. 1,313 were typed as Influenza A, comprising 92.2% of all specimens collected. Of these 81.3% were subtyped as the 2009 H1N1 virus while 18.7% were subtyped as the H3 virus.
- Nationally, 6 influenza-associated pediatric deaths have been reported this season. Last year at the same time there were 9 deaths reported.

Viruses Circulating vs. Viruses in this Year's Vaccine

- Nationally through Week 49, 142 Influenza A specimens were genetically or antigenically characterized.
 - There were 45 Influenza A (H3N2) viruses collected, a sample showing significant genetic diversity. All of those characterized matched the Influenza A (H3N2) component in this year's vaccine. There were 68 Influenza A (H1N1) viruses collected; all of those characterized matched the Influenza A (H1N1) component of this year's vaccine
- Nationally through Week 49, 24 influenza B specimens were genetically or antigenically characterized.
 - Of these, 8 were antigenically characterized from the Yamagata Lineage and 3 characterized from the Victorian Lineage. Of these specimens, 100% of the Yamagata Lineage matched the Influenza B component of the 2017-2018 vaccine and none of the specimens from the Victorian Lineage matched.

Graph 1: Hospitalized and Non-Hospitalized Influenza Cases Reported to the Local Health Department.



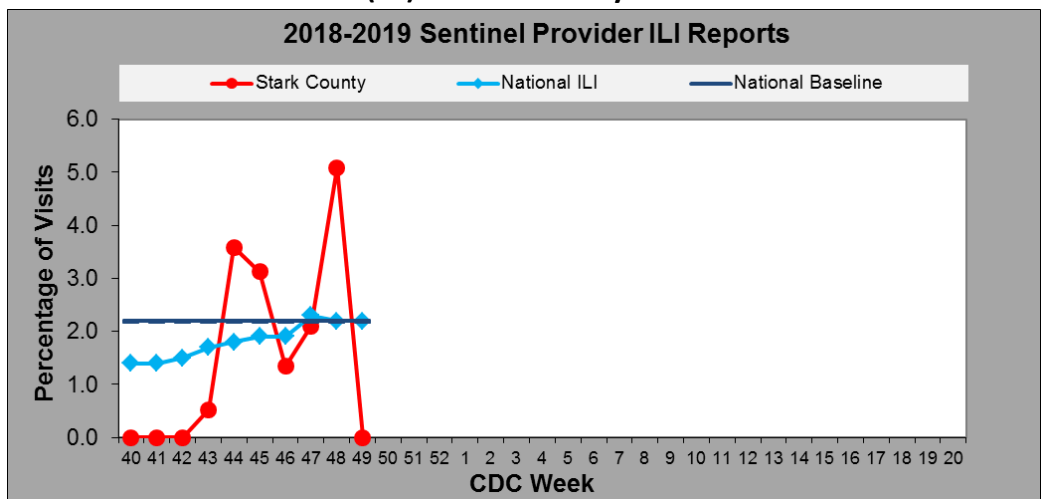
- ◆ There were 6 cases of hospitalized or non-hospitalized influenza reported during Week 49 in Stark County. Last year at the same time there were 31 cases reported.

* All data presented in this weekly report are preliminary and may change as additional information is received.

* Multiyear averages included in this weekly report do not include the 2009/2010 H1N1 season.

Graph 2: Sentinel Provider Reported Influenza Like Illness (ILI) in Stark County.

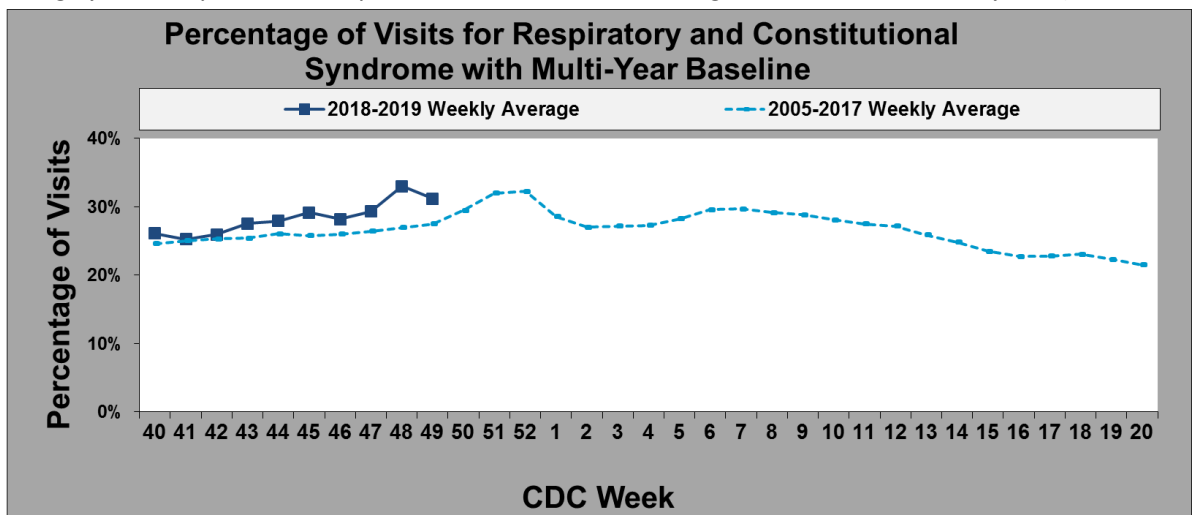
- ◆ During week 49 the Stark County Sentinel Providers reported 0% of visits for ILI. Nationally 2.2% of visits were for ILI. The national baseline is 2.2% of visits.



Graph 3: Emergency Department Visits for Respiratory and Constitutional Syndromes.

(Source: Health Monitoring Systems, EpiCenter, Hospital and Stat Care Patient Registration Surveillance System)

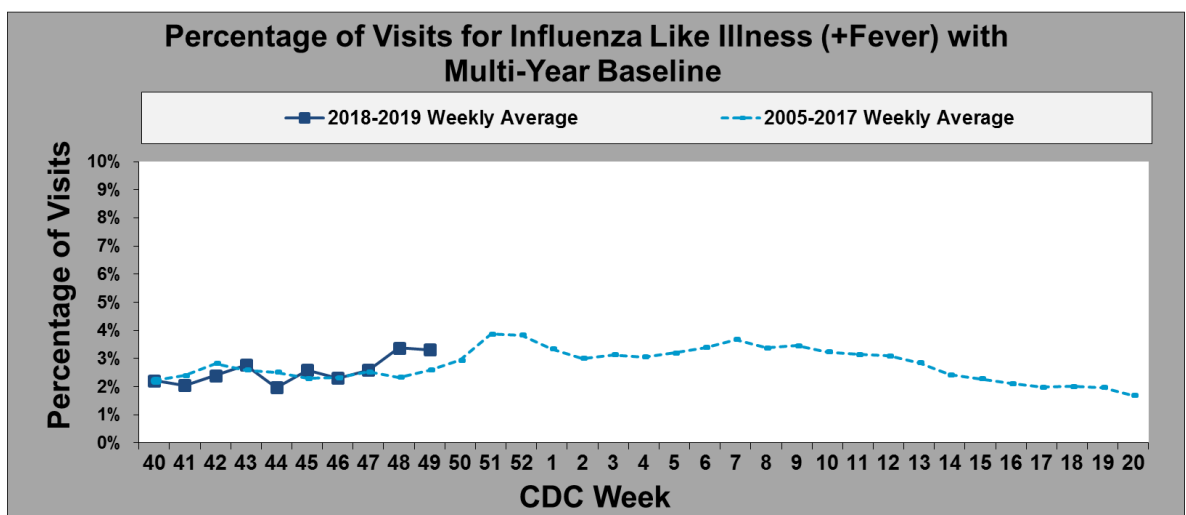
- ◆ ED and Stat Care visits for respiratory and constitutional dropped slightly but remained above the multi-year average.



Graph 4: Emergency Department (ED) Visits for Influenza Like Illness (+Fever).

(Source: Health Monitoring Systems, EpiCenter, Hospital and Stat Care Patient Registration Surveillance System)

- ◆ ED and Stat Care visits for ILI + Fever for MMWR week 49 stagnated but remained above the multi-year average.



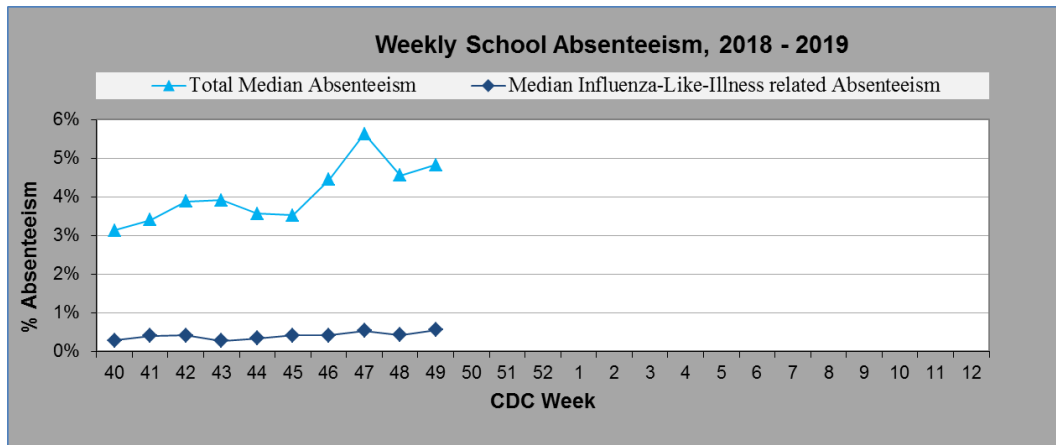
* All data presented in this weekly report are preliminary and may change as additional information is received.

* Multiyear averages included in this weekly report do not include the 2009/2010 H1N1 season.

Graph 5: Stark County School Absenteeism.

(Source: Voluntary reporting by multiple school districts throughout the county)


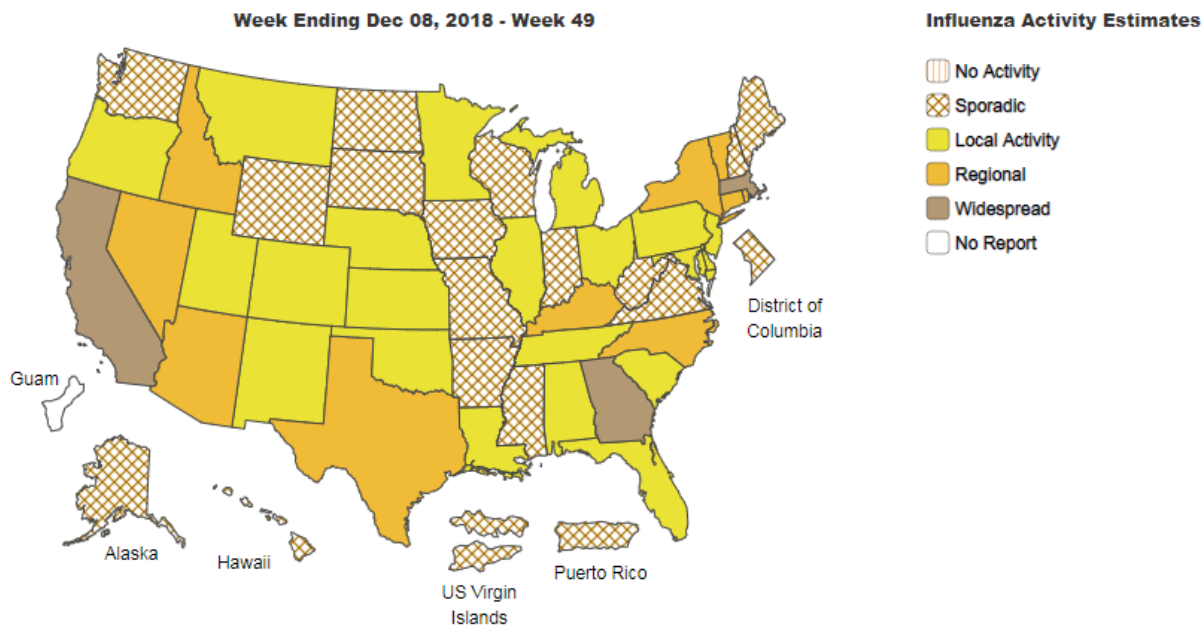
◆ During week 49, there were 48 schools reporting absenteeism. Of those, a median of 4.83% of students were absent and a median of 0.55% absent due to ILI.



Map: Weekly Geographic Influenza Activity Estimates Reported by State and Territorial Epidemiologists Syndromes.

(Source: Health Monitoring Systems, EpiCenter, hospital and stat care patient registration surveillance system)

◆ During week 49, Ohio reported local activity. Three states reported widespread influenza activity.



Alliance City Health Department
cityofalliance.com/health



Promoting and Protecting Health Since 1849
Canton City Health Department
cantonhealth.org



Massillon City Health Department
massillonohio.com/health



Stark County Health Department
starkhealth.org

* All data presented in this weekly report are preliminary and may change as additional information is received.
* Multiyear averages included in this weekly report do not include the 2009/2010 H1N1 season.